



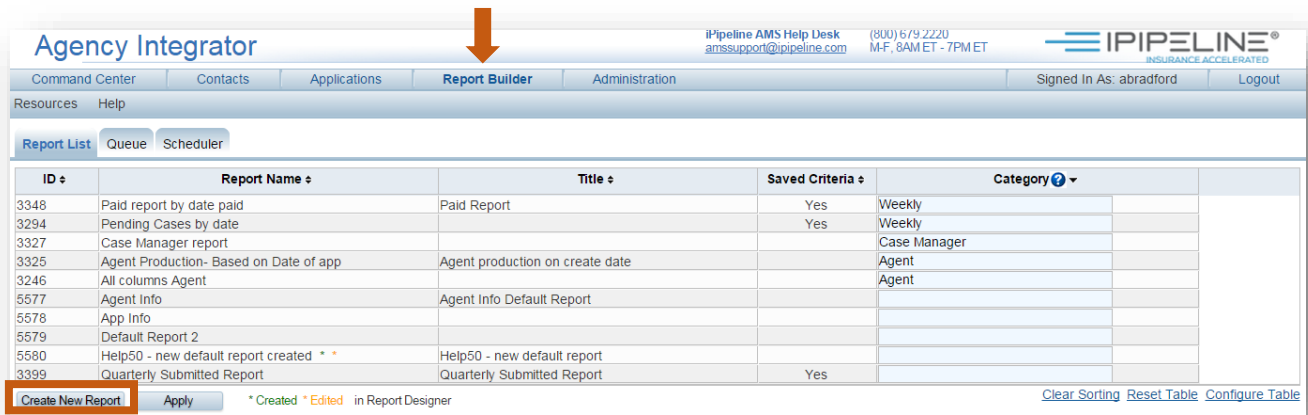
This TechNote describes a new Data Group called **App Info - Aging** that has been added to **Report Builder**. This data group contains the dates that Applications were placed into each **Status** in your system, and the number of days the Applications resided in each particular status. This data can facilitate your agency in tracking the "cycle time" of your Apps agency-wide, by Carrier, by Organization, by Line of Business, etc.

Contents

Accessing App Info – Aging Data Group	2
Creating a New Aging Report.....	2
Using Aging Data Group.....	3
Aging Data Group Columns.....	3
Report Designer Key	3
Summaries	4
Default Report.....	4
Default Aging Report.....	6

Accessing App Info – Aging Data Group

If you have the proper **User Rights** access to Report Builder, click **Report Builder** from the top menu bar. Click the **Create New Report** button:



Creating a New Aging Report

A list of Available Data Groups appear. Click on **App Info – Aging**, you will see a description on what to use this group for, a list of default columns and criteria, and a sample report preview:



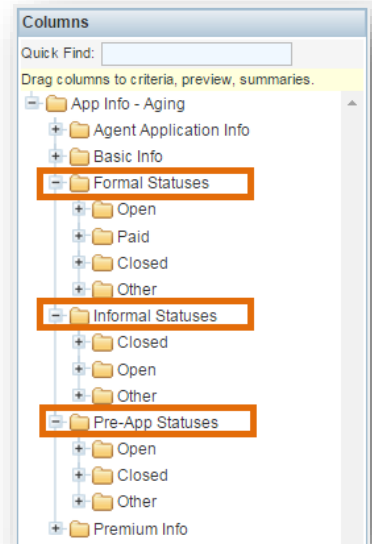
After selecting a data group, click **Create**. The Report Designer screen appears with a new unsaved report. This is the screen where you will design and customize your aging report.

Using Aging Data Group

The Aging Data Group's Columns, key, and Summary sections have some notable differences from other Report Builder Data Groups:

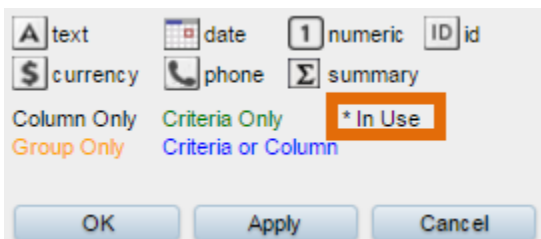
Aging Data Group Columns

The available status options are listed in separate folders split up by the application type **Formal**, **Informal**, and **Pre-application**.

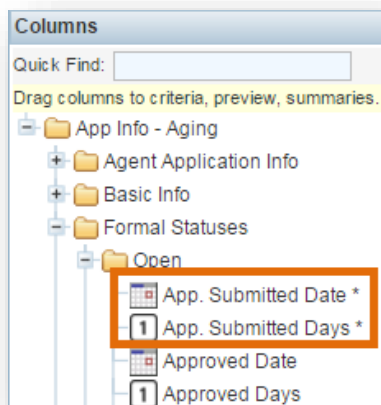


Report Designer Key

A new designation on the key ***In Use** shows Statuses in use, in Agency Integrator.



When selecting your status from columns, an asterisk * to the right of the field will now show. This will help you add only statuses your agency is currently using.



Summaries

Summaries can be added to the end of your PDF report, or viewed by itself, without the detailed report data. The following default summary columns have been added for the Aging Data Group:

- App Count
- Total
- Average Days

Carrier Summary			
Status	App Count	Total Days	Average Days
App. Submitted			
Allianz Life	1	43	43
Banner	3	75	25
West Coast Life	1	92	92
Totals for App. Submitted	5	210	42
Approved			
Banner	1	0	0
Totals for Approved	1	0	0
Issued - Del. Req.			
Totals for Issued - Del. Req.	0	0	0
In Force			
Banner	2	0	0
Totals for In Force	2	0	0

Note No additional summary columns may be added to the summaries section for this data group.

Default Report

A new default report has been added to your list in Report Builder Called **Application Aging Report** to show how to use this new data group. As a best practice, make a copy of the report and add your own customizations for the Statuses and Dates most important to your agency.

Report Name (Default) Application Aging Report
Title
Logo select...

Quick Find:

Drag columns to criteria, preview, summaries.

App Info - Aging
Agent Application Info
Basic Info
Formal Statuses
Informal Statuses
Pre-App Statuses
Premium Info

Columns

Remove All Criteria

Organization
Include Sub-Organizations
Carrier
Case Status Category
Create Date

Preview

Remove All Columns

Relabel Columns

Reset Sorting

Drop groups here.

Applicant Name	Agent Name	Plan Type	Policy Number	Face Amount	Case Status	App. Submitter	App. Status	Approved	Approval Date	Issued - Date	Issued - Amount	In Force Date	In Force Amount	Age of Case	Create Date
No data.															
<input checked="" type="checkbox"/> Wrap	<input checked="" type="checkbox"/> Wrap	<input checked="" type="checkbox"/> Wrap	<input checked="" type="checkbox"/> Wrap	<input checked="" type="checkbox"/> Wrap	<input checked="" type="checkbox"/> Wrap	<input checked="" type="checkbox"/> Wrap	<input checked="" type="checkbox"/> Wrap	<input checked="" type="checkbox"/> Wrap	<input checked="" type="checkbox"/> Wrap	<input checked="" type="checkbox"/> Wrap	<input checked="" type="checkbox"/> Wrap	<input checked="" type="checkbox"/> Wrap	<input checked="" type="checkbox"/> Wrap	<input checked="" type="checkbox"/> Wrap	<input checked="" type="checkbox"/> Wrap
<input type="checkbox"/> Subtotal	<input type="checkbox"/> Subtotal	<input type="checkbox"/> Subtotal	<input type="checkbox"/> Subtotal	<input type="checkbox"/> Subtotal	<input type="checkbox"/> Subtotal	<input type="checkbox"/> Subtotal	<input type="checkbox"/> Subtotal	<input type="checkbox"/> Subtotal	<input type="checkbox"/> Subtotal	<input type="checkbox"/> Subtotal	<input type="checkbox"/> Subtotal	<input type="checkbox"/> Subtotal	<input type="checkbox"/> Subtotal	<input type="checkbox"/> Subtotal	<input type="checkbox"/> Subtotal
<input type="checkbox"/> Average	<input type="checkbox"/> Average	<input type="checkbox"/> Average	<input type="checkbox"/> Average	<input type="checkbox"/> Average	<input type="checkbox"/> Average	<input type="checkbox"/> Average	<input type="checkbox"/> Average	<input type="checkbox"/> Average	<input type="checkbox"/> Average	<input type="checkbox"/> Average	<input type="checkbox"/> Average	<input type="checkbox"/> Average	<input type="checkbox"/> Average	<input type="checkbox"/> Average	<input type="checkbox"/> Average

☒ Include Record Count and Grand Totals (PDF only)

Summaries (PDF reports)

Summarize by (1) Organization (2) Carrier

App Count	Total Days	Average Days
No Data		

text

date

numeric

ID

id

currency

phone

summary

Column Only

Criteria Only

* In Use

Group Only


Criteria or Column

OK

Apply

Cancel

Last Updated: October 24, 2016



INSURANCE ACCELERATED

5 | Page

Default Aging Report

(Default) Application Aging Report														
For Create Date: 01/01/2016 - 10/21/2016														
Applicant Name	Agent Name	Plan Type	Policy Number	Face Amount	Case Status	App. Submitted Date	App. Submitted Days	Approved Date	Approved Days	Issued - Del. Req. Date	Issued - Del. Req. Days	In Force Date	In Force Days	Age of Case
Houkekeeper, Bart	Jane, Koda	UNIVERSAL LIFE	12344444	\$6,000,000.00	In Force	10/04/2016	17					10/21/2016		17
Houkemmyer, Bobby	Bradford, Addison E	MISC SPDA		\$0.00	App. Submitted	09/08/2016	43							43
Jones, Percy	Banana, Anna	UNIVERSAL LIFE	8734161	\$2,333,333.00	In Force	09/06/2016	45					10/21/2016		45
Pryor, Jason	Powers, Samuel	10 YR TERM	DDDDDDDD DD	\$5,000,000.00	Approved Other than Applied	10/04/2016	13	10/17/2016						17
Shamy, Anna	Bradford, Addison E	2ND-TO-DIE TERM		\$500,000.00	App. Submitted	07/21/2016	92							92
Overall Average							42		0		0		0	43
Record Count (5)														31

Days in status columns will be the total aggregated days, even if the case jumped from app submitted to approved and then back to app submitted. The report will reflect the total time the case spent in App Submitted, regardless of order of progression.